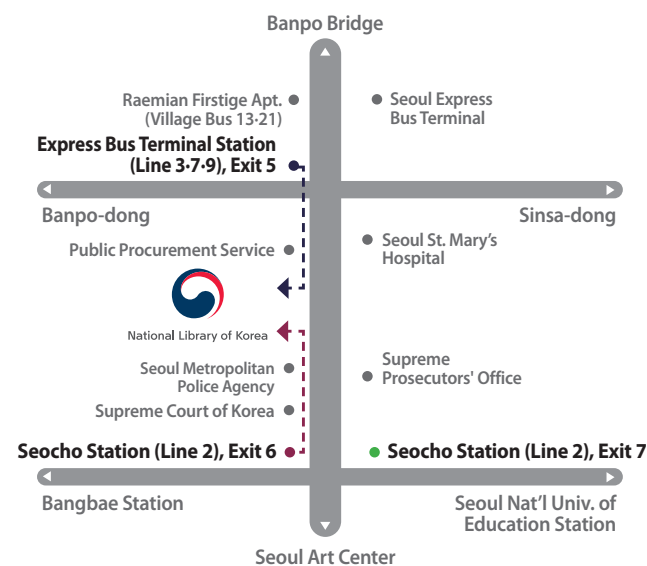


Location

- Subway**
- Seocho Station (Line 2), Exit 6
 - Express Bus Terminal Station (Line 3-7-9), Exit 5
- Bus**
- Seoul St. Mary's Hospital (Blue Line 405-740, Green Line 5413)
 - Supreme Prosecutors' Office (Blue Line 405-740, Green Line 5413)
 - The National Library of Korea (Village Bus 13-21)
- Parking**
- Weekdays (Mon ~ Fri) : 07:00 ~ 21:00
 - Weekends (Sat ~ Sun) : 07:00 ~ 20:00
 - * Do not enter / exit after opening hours, closed on public holidays (except Sundays)
- Parking fee**
- 1 hour free (Once a day)
 - 500 KRW per 15 mins (All day maximum 10,000 KRW)



Contact Us

Tel. 02-590-0500
Digital Resources and Reading Space 02-590-6205
Media Production Space 02-590-6201
 Address 201, Banpo-daero, Seocho-gu, Seoul 06579, Republic of Korea
 Website www.nl.go.kr

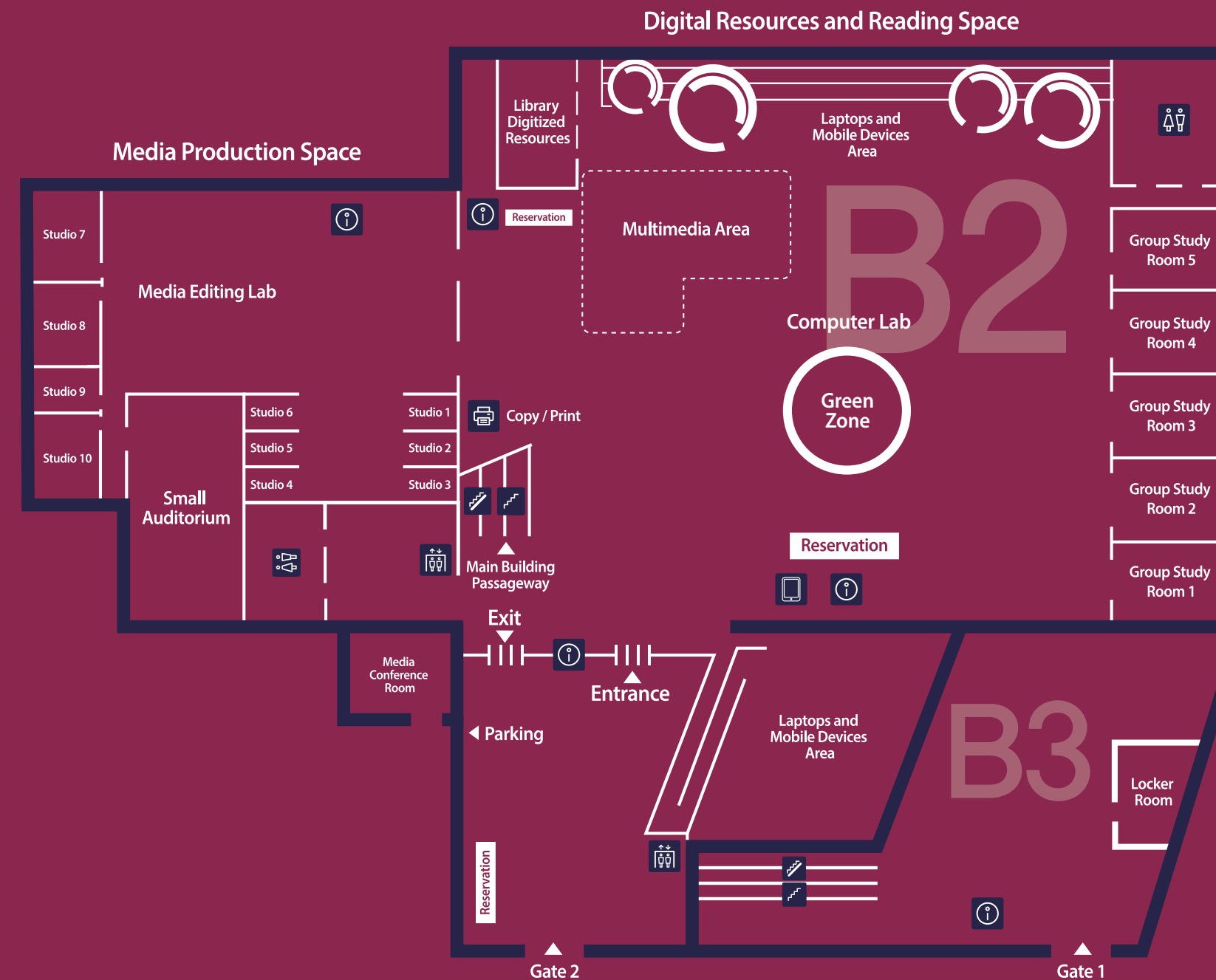
Map



National Library of Korea

www.nl.go.kr

National Library of Korea Digital Library



Information

Rest Room

Stairs

Escalator

Elevator

Copy / Print

Tablet

How to Use

Opening hours	09:00~18:00
Closed on	Every 2nd and 4th Monday, National holidays
Using the library	All citizens aged 16 and over Foreigners aged 16 and over (who has a passport or alien registration card)

Steps for using (first visit)

- 01
Issue a library card

- Sign up on the NLK website
 - Get a library card at the library card registration desk (Digital Library B3, Main Building F1)
- 02
Deposit your belongings

- All personal belongings (including books) except for permitted items(laptop, stationery items) must be stored in a locker
 - * Locker Room : Digital Library B3, Main Building F1
- 03
Library check-in

- Tag a library card to pass the gate
 - * Patrons without a library card or possessing restricted items are not allowed to enter
- 04
Reservation/
Using the library

- Visit NLK website(www.nl.go.kr) with PC/mobile and access to the Digital Library reservation system(in Korean)
 - Reserve a seat, materials, etc.
 - Confirm your identity and pick up materials/equipment you requested at the information desk
- 05
Returning /
Exit

- Save your work in your USB before time is up
 - After using the studio, check equipment with library staff before you leave
 - Return materials/equipment you used at the information desk before you leave

Digital Resources and Reading Space

Optimal environment for using digital resources

01. Computer Lab / Library Digitized Resources

Access and discover digital resources, edit your content, and use the internet, etc.

Time	Use for 3 hours a day (up to 5 hours, up to 30 mins of absence)
How to use	Reserve a seat before use * No internet access in Library Digitized Resources
Resources	Digital collections, Digitized Materials, E-journals, Web Databases, Audiobooks, E-books, etc.

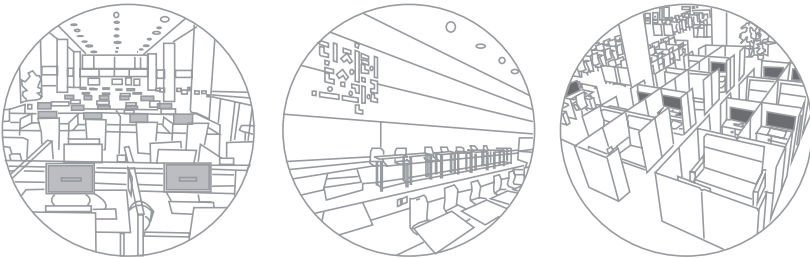
Note Reservation will be canceled if you do not log in within 30 mins (1 hour deduction for every 10 mins)
If you do not fulfill your reservation 3 times, you will be restricted from booking the digital library for 3 days

02. Multimedia Area

Enjoy media resources for one or two people

Time	Use for 3 hours a day (up to 5 hours, up to 30 mins of absence) * Apply for media resources from 9:00 to 17:00
How to use	Reserve both your seat and multimedia materials before use Receive media resources you requested at the information desk
Resources	Various multimedia resources such as video (movies, documentaries, etc.) and music

Note Reservation will be canceled if you do not log in within 30 mins
If you do not fulfill your reservation 3 times, you will be restricted from booking the digital library for 3 days



03. Laptops and Mobile Devices Area

Freely use your laptop and borrowed tablet

Time	No restriction during opening hours
How to use	Laptop : Freely use your laptop Tablet : Borrow at the Tablet PC self-checkout machines * Tablet must be used within Digital Library(B2)

04. Group Study Room


Meet and discuss with your research colleagues

Time	Use for 4 hours a day
How to use	Reserve a room before use
Capacity	Room 1~3 : 3~9 people Room 4 : 5~14 people Room 5 : for using media resources 3~16 people for learning, meeting, etc. 7~16 people

Note Reservation will be canceled if you do not certify within 30 mins
If you do not fulfill your reservation, you will be restricted from booking the digital library for 7 days

05. Copy / Print

Copy and print with your credit/check card
For scanning/fax, please ask the copy/print desk



Media Production Space

Create new knowledge and content

01. Studios

Create your own content, such as video, audio, image, etc.

Studio	Time	Capacity	Available equipment
1~6		1~2 people	webcam, tripod, USB mic, LED light, background screen, etc.
7	3 hours a day		camera, tripod, wireless pin mic, TV monitor, chroma key screen, white screen, LED light, smartphone tripod, teleprompter, etc.
9			webcam, tripod, USB mic, LED light, chroma key screen(green), camera, etc.
8	8 hours a day	2~5 people	camera, tripod, wireless pin mic, TV monitor, chroma key screen, white screen, LED light, smartphone tripod, etc.
10			digital audio mixer, condenser mic, dynamic mic, headphone amp, headphone, speaker, audio, interface, etc. * software : Adobe Audition CC, AVID Pro Tools 11

Note Reservation will be canceled if you do not certify within 30 mins
Studio 8 and 10 should be reserved at least 2 days before the day of use, and an orientation is required before use
If you do not fulfill your reservation, you will be restricted from booking the digital library for 7 days

02. Media Editing Lab

Edit multimedia content such as video, audio, and image with professional software

Time	Use for 3 hours a day (up to 5 hours, up to 30 mins of absence)
How to use	Reserve a seat before use
Software installed	Video / Audio Tools : Premiere Pro CC, After Effects CC, Final cut pro X, etc. Image Tools : Photoshop CC, Illustrator CC, In Design CC, etc. Application program : Lightroom Classic CC, Extension Manager CC, etc.

Note Reservation will be canceled if you do not log in within 30 mins (1 hour deduction for every 10 mins)
If you do not fulfill your reservation 3 times, you will be restricted from booking the digital library for 3 days